



() -

*

,

(Ciprofloxacin)

(n=)

_____ (n=)

/

.(P< /)

.(P< /)

:

/ / :

/ / :

*

(WHO)

()

(Escherichia coli)

(staphylococcus saprophyticus)

()

()

(NGU) cystitis

Nongonococcal urethritis

Chancroid Lymphogranuloma venereum

(soft chancre)

()

(Ciprofloxacin)

DNA-gyrase

DNA ()

()

:

(Staphylococcus aureus)

(Listeria monocytogenes)

() (Mycobacterium Tuberculosis)

()

()

(Wistar)

()

/ /

±

/

()

/ /

(PH= /) / M

(n=)

(n=)

(PH= /) / M

() / ()

.()

(Propylene oxide)

Epon

(Ultra microtome) .()

Reichert-Jung :

(Semi thin Section))

/ (

(Ultra thin Sectioning)

/

()) ()

Jeol CO2 (

JEM 200CX

:

:(score)

H&E

Olympus/3H-Z

ASA400 Kodak Ultra

μ

(PH= /)

()

/

()

:

/ ±

(Fisher test) F-test

/

P value

/ ± /

:

/ ± /

/

/ ± /)

()

/ ± /

(score)

:

()

(

*

(

)

()

/ ± /

/ ± /

ζ

()

:

/ ± /

/ ± /

()

/ ± /

/ ± /

()

/ ± /

/ ± /

()

()

:

/ ± /

/ ± /

()

(/ ± /)

± /

/ ± /

()

(/ ± /)

(P> /)

/ ± /

/ ± /

()

:

P< /

*

(±)

ζ

/ ±

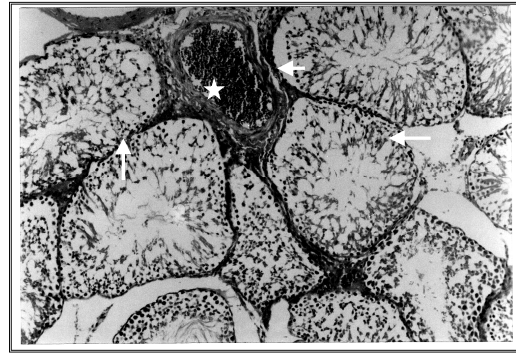
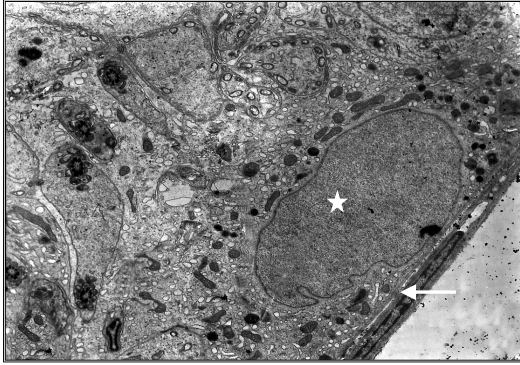
/ ± /

:

:

()
(×) ()

(×) .H&E
() ()

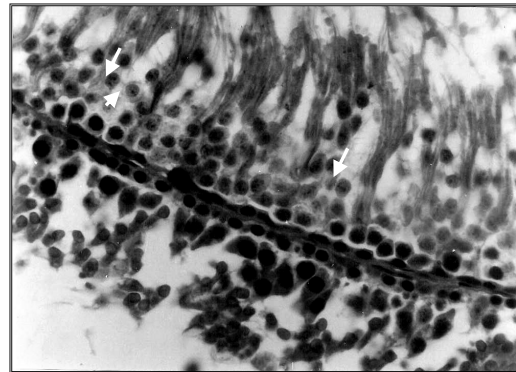
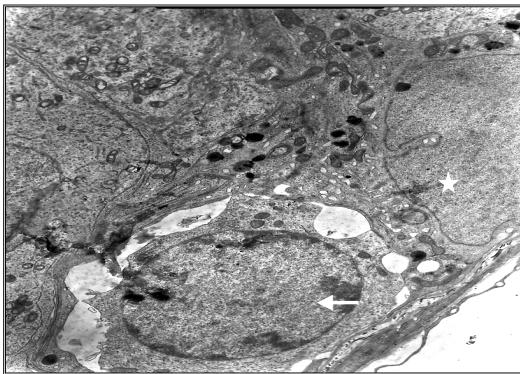


:

:

()
(×) ()

(×) .H&E
()



()

(FSH)

()

(AMH)

()

.()

.()

)

(

()

)

.()

.(

()

()

()

.()

.()

()

()

DNA

.()

/

()

()

()

()

References:

1. Mandell GL, Douglas RG, Bennet JE. Principles and practice of Infectious diseases. 3rd edit. New York: Churchill Livingstone; 1990; 203-5.
2. Neu HC. Optimal characteristics of agents to treat uncomplicated Urinary tract infections. *J Infection* 1992; 20 Suppl 3: 266–71.
3. Orenstein R, Wong ES. Urinary tract infections in adults. *Am Fam Physician*, 1999; 59: 1225–34 & 1237.
4. Jun YT, Kim HJ, Song MJ, et al. In Vitro Effects of Ciprofloxacin and Roxithromycin on Apoptosis of Jurkat T Lymphocytes. *J Antimicrobial Agents and Chemotherapy* 2003; 47: 1161- 4.
5. Reece RJ, Maxwell A. Probing the limits of the DNA breakage-reunion domain of the Escherichia coli DNA gyrase A protein. *J Biol Chem* 1991; 25: 3540-6.
6. Giamarellos-Bourboulis EJ, Grecka P, et al. Comparative in vitro activity of ciprofloxacin vs
- 8 antimicrobial agents against nosocomial multiresistant *P. aeruginosa* strains. *Drugs* 1995; 49 Suppl 2: 203- 4.
7. Ronald AR, Nicolle LE, Harding GK. Standards of therapy for urinary tract infections in adults. *J Infection* 1992; 20 Suppl 3: 75-80.
8. Hooper DC, Wolfson JS, Ng EY, et al. Mechanisms of action and resistance to ciprofloxacin. *Am J Med* 1987; 82 Suppl 4: 12–20.
9. Vander Does MC, Van Duijn NP, Timmerman CP, et al. Resistance to antibiotics in uncomplicated urinary tract infections. *J Huisarts Wet* 1998; 41: 421-3.
10. Warren JW, Abrutyn E, Hebel JR, et al. Guidelines for antimicrobial treatment of uncomplicated acute Bacterial cystitis and acute pyelonephritis in women. *J Clin Infect Dis* 1999; 29:745–58.
11. Naber KG, Landen H. Rapid resolution of symptoms with ciprofloxacin therapy in 3859 hospitalised patients with urinary tract infection.

International Journal of Antimicrobial Agents 2004; 23: 35-40.

12. Firsov AA, Vostrov SN, Shevchenko AA, et al. A new approach to in vitro comparisons of antibiotics in dynamic models: equivalent area under the curve/MIC breakpoints and equiefficient doses of trovafloxacin and ciprofloxacin against bacteria of similar susceptibilities. *J Antimicrob Agents Chemother* 1998; 42: 2841-7.

13. Son GS, Yeo JA, Kim JM, Kim SK, Moon HR, Nam W. Base specific complex formation of norfloxacin with DNA. *J Biophys Chem* 1983; 14: 225-36.

14. Sissi C, Andreolli M, Cecchetti V, et al. Mg(2+)-mediated binding of 6-substituted quinolones to DNA: relevance to biological activity. *J Bioorg Med Chem* 1998; 6 Suppl 4: 1555-61.

15. Andriole VT. Urinary tract infections in the 90s, pathogenesis and management. *Infection* 1992; 20 Suppl 4: 251-6.

16. Norra C, Skobel E, Breuer C, et al. Ciprofloxacin-induced acute psychosis in a patient with multidrug-resistant tuberculosis. *Eur Psychiatry* 2003; 18: 262-3.

17. Neu HC. Optimal characteristics of agents to treat uncomplicated Urinary tract infections. *Infection* 1992; 20 Suppl 4: 266-71.

18. Leslie P, Gartner Games L. The color text book of Histology. 2nd ed. Philadelphia: W.B Saunders company, 2001, 487-509.

19. Junquera LC, Carneiro J, Long JA. Basic Histology. Chapter 23, 5th ed. USA: Appleton-century-crofts, 1986, 468-84.

20. Bustos-Obregon E, Rodriguez H. Testicular x-ray irradiation in adult Mice as a model to study spermatogonial proliferation. *J Andrologia*, 1991; 23: 447-50.

21. Kerr JB, Maddocks S, Sharpe RM. Testosterone and FSH have independent, synergistic and stage-dependent effects upon spermatogenesis in the rat testis. *J Cell and Tissue Research*, 1992; 268: 179-89.

22. Wilson RM, and Griswold MD, 1979. Secreted protein from rat Sertoli cells, *Exp. Cell Res.* 123 1979; 127-35.

23. Skinner MK, Griswold MD. Secretion of testicular transferrin by cultured Sertoli cell is regulated by hormones and retinoids, *Biol. Reprod.* 1982; 27: 211-21.

24. Hauser L, Altshul Z, Chen L, et al. Environmental organochlorines and semen quality: results of a pilot study, *Environ. Health Perspect.* 2002; 110: 229-33.

25. Rathore P, Bhatnagar D, Rathore M, et al. Burden of organochlorine pesticides in blood and its effect on thyroid hormones in women, *Sci. Total Environ.* 2002; 295: 207-15.

26. Sharpe RM. Regulation of spermatogenesis. In *The Physiology of Reproduction*. Knobil E, Neil JD, editors. New York: Raven Press, 1994, 1363-434.

27. Johnson L, Petty CS, Neaves WB. Further quantification of human spermatogenesis: Germ cell loss during post-prophase of meiosis and its relationship to daily sperm production. *J Biol Reprod*, 1983; 29: 207.

28. Raff MC. Social controls on cell survival and cell death *Nature*, 1992; Vol : 356: 397-400.

29. National Institutes of Health. The principles of laboratory animal care. NIH publication, (1985), No: 86-23.

30. Yu X, Kubota H, Wang R, et al. Involvement of Bcl-2 family genes and Fas signaling system in primary and secondary male germ cell apoptosis induced by 2-bromopropane in rat. *Toxicology and applied pharmacology* 2001; 174:35-48.

31. de Kretser DM, Holstein AF. Testicular biopsy and abnormal germ cells. In Hafez, E.S.E.(Ed) *The human semen and fertility regulation in men*. Mosby and Co. St Louis, Missouri, 1976; 332-43.

32. Orth JM, Gunsalus GL, Lamperti AA. Evidence from Sertoli cell-depleted rats indicates that spermatid number in adults depends on numbers of Sertoli cells produced during perinatal development. *Endocrinology*, 1988; 122: 787-94.

33. Griswold MD. The central role of Sertoli cells in spermatogenesis. *Seminars in Cell and Developmental Biology*, 1998; 9: 411-6.

34. Cocco and Benichou, 1998 .Mortality from cancer of the male reproductive tract and environmental exposure to the anti-androgen p,p'-dichlorodiphenyldichloroethylene in the United States, *Oncology* 55 1998; 334-9.

35. Meistrich ML. Effects of chemotherapy and radiotherapy on spermatogenesis. *J Eur Urol*, 1993; 23: 136-42.

36. Frankenschmidt A, Naber KG, Bischoff W, Kullmann K. Once-daily fleroxacin versus twice-daily ciprofloxacin in the treatment of complicated urinary tract infections. *J Urol* 1997; 158:1494-9.

37. Raz R, Naber KG, Raizenberg C, et al. Ciprofloxacin 250 mg twice daily versus ofloxacin 200 mg twice daily in the treatment of complicated urinary tract infections in women. *Eur J Clin Microbiol Infect Dis* 2000; 19:327-31.

38. Shinoda K, Mitsumori K, Yasuhara K, et al. Doxorubicin induces male germ cell apoptosis in rats. *J Arch Toxicol* 1999; 73 suppl 4-5: 274-81.

39. Suschek CV, Krischel V, Bruch-Gerharz D, et al. Nitric oxide fully protects against UVA-

induced apoptosis in tight correlation with Bcl-2 up-regulation. *J Biol Chem* 1999; 5: 6130-7.

40. Chitra KC, Latchoumycandane C, Mathur PP. Effect of nonylphenol on the antioxidant system in epididymal sperm of rats. *J Arch Toxicol* 2002; 76 suppl 9: 545-51.

41. Zhang JH, Zhang Y, Herman B. Caspases apoptosis and aging. *J Ageing Res Rev.* 2003; 2 suppl 4: 357-66.

42. Judas L, Bentzen SM, Hansen PV, et al. Proliferative response Of mouse spermatogonial stem cells after irradiation. A quantitative Model analysis of experimental data. *J Cell Prolif* 1996; 29: 73-87.

43. Clermont Y. Kinetics of spermatogenesis in mammals; seminiferous epithelium cycles and

spermatogonial renewal. *J Physiol Rev*, 1972; 52: 198-236.

44. Nakagawa S, Nakamura N, Fujioka M, et al. Spermatogenic cell apoptosis induced by mitomycin C in the mouse testis. *J Toxicol Appl Pharmacol*, 1997; 147 suppl 2: 204-13.